



District Report Card: 2017


State: Jharkhand	District: Purbi Singhbhum
Class: 8	Subject: Science
Schools: 50	Students: 1185


Participation/Coverage


Students

<div>GENDER</div> <div></div>	Boys				Girls			
	Number		%		Number		%	
	573		48.35		612		51.65	

<div>AREA</div> <div></div>	Rural				Urban			
	Number		%		Number		%	
	892		75.27		293		24.73	

<div>CATEGORY</div> <div></div>	SC		ST		OBC		GEN	
	Number	%	Number	%	Number	%	Number	%
	86	7.26	515	43.46	459	38.73	125	10.55

<div>CWSN</div> <div></div>	LD	VI	HI	S&LD	ID	Oth
	0	2	0	26	0	5

<div>Management</div> <div></div>	Government			Government-aided		
	Number		%	Number		%
	976		82.36	209		17.64

Average Performance of Students in Science (%)

Overall	Gender		Area		Management		Social Group			
	Male	Female	Rural	Urban	Govt.	Aided	SC	ST	OBC	GEN
43.36	42.32	44.34	45.75	36.09	44.36	38.69	40.16	46.49	41.99	37.71

Performance on Learning Outcomes (LOs)

Learning Outcomes	Description	Average Performance(%)
SCI703	Classifies materials and organisms based on properties/characteristics	40.31
SCI704	Conducts simple investigation to seek answers to queries	31.12
SCI705	Relates processes and phenomenon with causes	41.61
SCI708	Measures and calculates e.g., temperature; pulse rate; speed of moving objects; time period of a simple pendulum, etc.	44.73
SCI710	Plots and interprets graphs	35.31
SCI711	Constructs models using materials from surroundings and explains their working	29.87
SCI801	Differentiates materials, organism and processes	47.89
SCI804	Relates processes and phenomenon with causes	53.80
SCI805	Explains processes and phenomenon	33.62
SCI807	Measures angles of incidence and reflection, etc.	54.51
SCI811	Applies learning of scientific concepts in day-to-day life	48.46
SCI813	Makes efforts to protect environment	54.68

Range of Performance of Students who Answered Correctly							
Below 30%		30% - 50%		50% - 75%		Above 75%	
Number	%	Number	%	Number	%	Number	%
390	32.91	381	32.15	288	24.30	126	10.63

Lowest Performing Learning Outcomes (LOs)

- 1 - Constructs models using materials from surroundings and explains their working (29.87)
- 2 - Conducts simple investigation to seek answers to queries (31.12)
- 3 - Explains processes and phenomenon (33.62)
- 4 - Plots and interprets graphs (35.31)
- 5 - Classifies materials and organisms based on properties/characteristics (40.31)